


- ✓ In one minute, name as many different school subjects that you can.
- ✓ Describe what a typical day at school looks like for you.
- ✓ Tell about a time that you participated in a group presentation. How did it go and how did you divide the work?
- ✓ Compare the advantages of taking a test to writing a paper. Which do you prefer?
- ✓ Give your opinion on in-person class or virtual class.
- ✓ Practice asking for a deadline extension for a paper that is due at the end of the week due to family medical needs.








Semantic Feature Analysis (SFA) Prompts:

Response Elaboration Training (RET) Prompts:


Script Training Topics:

Conversation Partner Topic:


- ✓ Assignment, Experiment, Portfolio, Exam, Geography, Curriculum
- ✓ Describe your steps for studying for an exam. Tell about your favorite school subject.
- ✓ Script a sentence advocating for accommodations you may need. Practice asking for help.
- ✓ Use communication strategies to explain to your teacher/professor that you are concerned about your current grade/performance in their class.



- ✓ Do you use a ruler to tell time?
- ✓ Would you use a protractor in English class?
- ✓ Show me the items you would use in math class.
- ✓ Show me the item(s) you may use in a science experiment.
- ✓ Point to the items that you can write/take notes on.
- ✓ Point to the most expensive supplies.



- ✓ Write a list of school supplies.
- ✓ Write a list of courses you may take next semester.
- ✓ Write down your daily class schedule, including subject names and times.
- ✓ Create a text to a friend, asking them for notes you missed.
- ✓ Develop 2 sample emails you may send to your teacher.
- ✓ Write a journal reflection about a recent class topic.
- ✓ What else might you need to write?



ACT PREP COURSE

- Classes will teach strategies to improve your performance and include practice exams.
- Virtual and In-Person options
- Certified teachers and 5-10 students
- Each session will last 2 hours.
- Prep Course fee: \$50 for three sessions or \$18 for individual sessions
- Recommend bringing Preparation Book to course (online for \$38 or through school counselor Carol Renton for \$38)



In-Person ACT Prep Course Dates

- Wednesdays at 5:00 PM: 9/21, 9/28, 10/5
- Thursdays at 3:30 PM: 9/22, 9/29, 10/13
- Fridays at 7:00 PM: 9/16, 9/23, 10/14

Virtual ACT Prep Course Dates

- Mondays at 6:00 PM: 9/5, 9/12, 10/3
- Tuesdays at 4:30 PM: 9/6, 9/13, 10/4
- Saturdays at 10:00 AM: 9/3, 9/17, 10/8

**In addition to group course dates, private sessions can be arranged by contacting Ethan Echiveria at ethanechiveria14@gmail.com.*


ACT Test Dates

- Saturday- 11/5, 11/26, 12/3
- Must register 14+ days prior to the test date
- Cost to register: \$75

Contact Marcia Kristakos to sign up at marciakristakos_28@yahoo.com



- ✓ How many students are expected within each Prep Course session?
- ✓ When do you need to register for the test? How do you register?
- ✓ What would it cost you to register for three ACT preparation course sessions and to purchase a preparation book online?
- ✓ Which in-person course dates are you available to register for if you already have prior commitments Mondays, Tuesdays, and Thursdays after school?
- ✓ Research whether preparation courses for ACT/SAT are available at your school OR whether study/tutoring groups for current classes that you are taking are being offered. Find out the costs and dates of these groups.




Galveston Hurricane Destruction and Devastation

On September 8, 1900, Galveston, Texas was hit with a level four hurricane, killing approximately 8,000 of its citizens. The hurricane winds were severe with winds greater than 130 miles per hour and many buildings were rapidly destroyed by the storm. The storm also brought rain and high tides, which contributed to the severity of the destruction. When the city was being rebuilt, many of the buildings were raised at least ten feet to prevent future damage from hurricanes. A sea wall was also constructed to attempt to protect the city from future storms. The wall was 17 feet high and 10 miles long. This wall helped to shelter Galveston during a hurricane in 1961 and during Hurricane Ike in 2008 (Britannica, 2021).

Reference: Britannica, T. Editors of Encyclopedia (2021, November 11). Galveston hurricane of 1900. Encyclopedia Britannica.
<https://www.britannica.com/event/Galveston-hurricane-of-1900>


- ✓ What was the event that occurred in 1990?
- ✓ How many individuals were killed from the storm?
- ✓ What steps were taken during rebuilding of the city to help mitigate future damage?
- ✓ What was one of the other hurricanes that hit Galveston years after the hurricane of 1900?
- ✓ Practice using the PQIRST (Preview, Question, Read, Summarize, Test) strategy when reading this page. Next, choose text material from a current class and try PQIRST to summarize what you learned.



Student Needs: Motor Speech


Honeycomb Speech Therapy: Activity Studio

- ✓ List sports, clubs, or extracurriculars offered at your school.
- ✓ State 3+ tasks that you must complete soon for your school courses.
- ✓ Tell me about one of your current courses and what you have learned so far.
- ✓ Describe five different career ideas that sound interesting for your future.
- ✓ Explain to a new student what electives you recommend for your school / grade.
- ✓ You realize after you register that you do not have enough credits to graduate. What do you do to address this issue?



Use the following page "Semester 2 Schedule" to answer the questions:

- ✓ How many classes do you have?
- ✓ Which class counts towards your science requirement?
- ✓ What time does your Web Design class start on a Wednesday?
- ✓ How long does your Sociology class last on a Tuesday?
- ✓ The bell rings at 1:24 PM on a Monday. Where should you be going for your next class?
- ✓ You will miss class from noon on Thursday until Saturday for a basketball tournament. What classes will you need to contact about missing?




Semester 2 Schedule for Ardvarck Valley Highschool

Daily Bell Schedule (Mon/Wed/Fri)	
8:40-9:30	Period 1
9:36-10:21	Period 2
10:27-11:12	Period 3
11:12-11:42	Lunch
11:48-12:33	Lunch
12:39-1:24	Period 5
1:30-2:15	Period 6
2:21-3:06	Period 7
3:12-3:57	Period 8

Daily Bell Schedule (Tues/Thurs)	Tuesday-Odd Period Block	Thursday-Even Period Block
7:45-8:45	Academic Support	Academic Support
9:00-10:20	Period 1	Period 2
10:30-11:50	Period 3	Period 4
12:00-12:45	Lunch	Lunch
12:50-2:10	Period 5	Period 6
2:20-3:40	Period 7	Period 8

Your Schedule:

Period 1: American Literature	Period 2: Jazz Band	Period 3: Web Design
Period 4: Pre-Calculus	Period 5: Sociology	Period 6: Physics
Period 7: French 2	Period 8: Marketing	




Student Needs: Memory


Honeycomb Speech Therapy: Activity Studio




- ✓ Your Spanish class professor gives you instructions for a group presentation. Practice recalling the details:
 - Each group will have 3-5 people, assigned randomly.
 - The project will include a video (5-7 minutes long) and a Prezi presentation.
 - The topic will be a famous historical figure within a South American country.
 - The project is due Monday, Nov. 21.
- ✓ Prospective: Look up the dates of your next scheduled exams or projects for your classes. Report the due dates during our next session.
- ✓ What are some examples of items you need to recall? What strategies or supports may help you with this?
- ✓ What else might you need to recall? How could you be successful with this in real life?




- ✓ Describe your process for studying for an exam.
- ✓ List the steps you would need to apply for scholarships for college.
- ✓ Explain to a friend how you make a plan for what courses you will register for in the next semester.
- ✓ What changes can you make in the classroom if you notice difficulty paying attention during class?
- ✓ List electives offered at your school.
- ✓ You are interested in studying abroad next year or going on an international student exchange offered by your school. List the steps you would take in order to do this experience.



- ✓ Describe some of the factors that should be considered when choosing post-high school education (ex: university, trade school, etc.)
- ✓ You realized you have a book report due in 3 days, but you haven't started the book yet. How could you handle this?
- ✓ You are working in a group project with 3 others, and 1 member has not yet contributed. Draft a text to the 1 member.
- ✓ You were sick and missed class last week. This week, you feel behind during the class lecture. What could you do to feel more prepared for an upcoming test? Give 2 ideas.
- ✓ List the pros and cons of taking handwritten notes versus typing your notes on your computer.




- ✓ Describe an ideal student.
- ✓ Respond to a friend who asks you about your favorite and least favorite classes this year.
- ✓ You just completed a midterm exam. Your friend sees you in the hallway and says, “How was the test? I have it next period. Was it hard?” How should you respond?
- ✓ You check your grades online and realize Journalism class grade has recently dropped. You notice that the grade recorded online for a paper is different from the grade that was on your paper when you received it in person. Practice following up with your teacher about this discrepancy.



There are several colleges that you are interested in applying to. Look at the list of “University Requirements” on the next page and complete the following tasks:

- ✓ Order the applications based on the date of the given deadlines.
- ✓ How many schools require a letter of recommendation?
- ✓ How many schools require an essay?
- ✓ You have budgeted \$300 for submitting college applications. Can you stay within this if you apply to all six schools?
- ✓ How will you keep track of/remember all of your passwords for your online applications?
- ✓ Create a spreadsheet that assists you in organizing information for all of the colleges or trade schools you are looking at.



University Requirements

University of Michigan: Deadline is March 1, 2025

- \$75 application fee
- Complete the Common Application
- SAT or ACT score
- Teacher evaluation/letter of recommendation
- 2 essays must be completed
- High school transcript

Iowa University: Deadline is February 25, 2025

- \$50 application fee
- 2 letters of recommendation highly recommended
- SAT needs to be completed with scores uploaded
- High school transcript required
- Complete the online application

Illinois University: Deadline is April 1, 2025

- \$75 application fee
- Completed online application
- ACT or SAT scores
- High school transcripts must be included
- 1 essay must be completed
- Required 1 letter of recommendation

Northwestern Institute: Deadline is March 15, 2025


- Submit online application
- SAT scores required
- Attached high school transcripts
- No letters of recommendation required
- \$65 application fee
- 2 essays required

Moss Regional University: Deadline is May 1, 2025


- Complete online application
- \$100 application fee
- ACT scores required
- Required 3 letters of recommendation
- High school transcripts are required

Virginia Institute University: Deadline is February 15, 2025

- No letters of recommendation required
- \$50 application fee
- ACT scores required, SAT scores also recommended
- Complete the Common Application online
- High school transcripts required
- Complete 1 essay from given prompt



- ✓ You are in a Public Speaking class and are assigned to give a persuasive speech. You are given five topics to choose from:
 - Should college athletes be paid?
 - Should self-driving vehicles be encouraged?
 - Should voting be mandatory?
 - Should the minimum wage in the country be increased?
 - Should schools be year-round?
- ✓ Describe the steps that are necessary for planning out this presentation. Will you use any strategies to help you be successful?
- ✓ Use the rest of today's session to plan out a persuasive speech from the topics given. You will be in charge of managing your time. You do not need to finish, but whatever is not completed you will complete at home and come prepared to present during our next session.



✓ Clinician: Read aloud the information while presenting the patient with the corresponding slides to see. There will be more verbal information presented than what is displayed on the slide (simulating a real-life lecture).


Clinician reads aloud: "You are taking a Psychology class this semester. Today's lecture is on sleep and sleep cycles. Listen to the lecture while following along with the slides and take notes on key information!"

Slide 1: "The first stage is the N1, light sleep phase. It is a very brief period of sleep that generally lasts less than 10 minutes. During this first stage, the heart rate gradually begins to slow and the muscles become more relaxed. The brain waves in Stage 1 of sleep primarily consist of low voltage waves, referred to as theta waves. During this stage, it is easy for individuals to be woken up."


Slide 2: "The body then transitions into the second stage of sleep, which is referred to as N2, or the "deeper sleep" stage. This stage is fundamental for learning and memory. This stage involves sleep spindles, which are characterized by frequent and fast neuronal firing. Theta waves are also present. During this phase, the heart rate and breathing decrease even more. This stage of sleep makes up about 45% of total sleep."

Slide 3: "The 3rd phase is the final stage prior to REM sleep, also known as N3 or Non-REM sleep. It involves delta waves, which are longer and slower waves. This phase takes up approximately 25% of sleep. It is harder to wake individuals who are in this phase of sleep. During this phase, the body develops bone and muscle and makes necessary repairs as the human growth hormone (HGH) is released. Night terrors and sleepwalking typically occur in this phase."

Slide 4: "REM sleep is the 4th and deepest stage of sleep. It involves beta waves. REM takes up approximately 25% of the total sleep cycle, but does not start until an individual has been asleep for at least 90 minutes. This is a "less restful" stage of sleep as a person's breathing rate is more irregular, the muscles are activated, and there are rapid eye movements. Dreaming and nightmares tend to occur during this phase. Infants tend to experience significantly more REM sleep, but as we age, the amount of REM sleep decreases."



- ✓ You will take notes while listening to a short lecture, similar to taking notes in class. Make a plan for what will help you be successful.
- ✓ Do the plan.
- ✓ Review how the “note taking” process went during this simulation. Did you get down all of the important information?
 - What worked and what did not during this activity?
 - Discuss modifications that would make future note taking more effective, particularly if there were external distractions present (ex: students talking behind you during the lecture).




Stage 1 of Sleep (N1/Lightest Sleep Phase)

- Only about 5% of total sleep cycle
- Breathing slows and muscles relax
- Brain creates alpha waves that then transition into theta waves

Stage 2 of Sleep (N2/Deeper Sleep Phase)

- Body enters into a deeper sleep.
- Heart rate and body temperature decrease, while eye movement completely stops.
- Muscles continue relaxing.
- Brain creates strong movements that are referred to as sleep spindles.




Stage 3 of Sleep (N3/Deepest Non-REM Sleep)

- Primarily consists of delta waves during this stage
- Very hard to be woken up during this phase
- Muscles relax even more
- Heartbeat/breathing decrease to the lowest level
- Sleepwalking and night terrors occur during this phase


REM Sleep Stage

- Characterized by beta waves
- Irregular breathing, active muscles, rapid eye movements
- Dreams and nightmares occur during this phase




F

- ✓ You have had a significant decline in your grades over the last month. You are meeting with an academic counselor to review missed assignments to attempt to improve your grade. Review your list of missing assignments and make a plan to complete them to improve your grades. Today's date is October 7th. Prioritize completing these assignments while considering the course, the due date of each assignment/test, and the value of points for each one to try and improve your grades in different classes. Consider using a calendar to assist you in ordering assignments based on the missed dates and make sure to account for "review" assignments that must be completed prior to quizzes/tests.



<u>Course</u>	<u>Name of Assignment</u>	<u>Total Points</u>	<u>Due Date</u>
Chemistry I	Analysis of Periodic Table Of Elements	50 points	September 16th
Chemistry I	Gas Laws Assignment #2	15 points	October 6th
Spanish II	Vocabulary Exercise #5	10 points	September 14th
Spanish II	Present Progressive Verbs Quiz	25 points	September 16th
US History	Presentation on Civil War	25 points	September 30th
US History	American Revolution Review	15 points	September 19th
Spanish II	Present Progressive Verbs Quiz Review	10 points	September 16th
Pre-AP Calc	Factoring Assignment	30 points	September 29th
Chemistry I	Chapter 9, Kinetics Group Assignment	20 points	September 12th
US History	American Revolution Exam	100 points	September 19th
Chemistry I	Acids/Bases Quiz #2	50 points	October 3rd
Pre-AP Calc	Graphing Characteristics Assignment #1	10 points	October 4th
Pre-AP Calc	Solving Equations Quiz	50 points	October 3rd
US History	Townshend Act Assignment	15 points	September 1st
Spanish II	Response to the News Quiz	20 points	October 5th
US History	Presenting on the Revolution	75 points	September 28th




Cranial Nerves		
CN# & Name	Sensory/Motor	Function
CN I: Olfactory Nerve	Sensory	Delivers smell info to the brain
CN II: Optic Nerve	Sensory	Delivers visual info to the brain
CN III: Oculomotor Nerve	Motor	Motor function for most eye muscles except for the ones innervated by CN IV & VI
CN IV: Trochlear Nerve	Motor	Movement of the superior oblique eye muscle
CN V: Trigeminal Nerve	Sensory & Motor	Sensory: for the head, sinuses, and surface of tympanic membrane Motor: muscle movement for mastication

✓ Being able to learn and recall new information is important. Use this material to practice studying for a quiz on 5 cranial nerves. As you study, see what strategies may be helpful for you.

Study Strategy Ideas:

- Read aloud
- Repeat information
- Use imagery / association
- Write out information
- Flash cards
- Spaced Retrieval


✓ Once you've completed studying, you will take a short quiz on this information.



Cranial Nerves Quiz

1. Is cranial nerve 1 sensory or motor?
2. The Trigeminal nerve innervates muscles of _____ with motor innervation.
3. Which nerve sends information for vision to the brain?
4. Which nerve from 1-5 is mixed innervation (both sensory/motor)?
5. The _____ nerve is responsible for movement of the superior oblique eye muscle.

- ✓ Now that you have practiced using specific study strategies, practice taking this quiz.
- ✓ Review and Reflect:
 - Which strategies were helpful?
 - Which strategies weren't helpful?
 - Which strategies might be helpful for your future studying?



Statistics Midterm Review

Be prepared to review all of the points below as well as past quizzes and assignments.

Chapter 1

- Variability
- Statistics and Data Analysis
- Graphic Displays

Chapter 2

- Sampling
- Experimental Designs
- Interpretation of Statistical Analysis
- Use of Graphing Calculator

Chapter 3

- Bar Charts and Pie Charts
- Numerical Data Display
- Histograms

Chapter 4

- Data Set Variability
- zScores
- Evaluating Numerical Data with Boxplots


Chapter 5

- Correlation Analysis
- Line fit for data

Chapter 6


- Experimental Probability
- Probability rules
- Mean and Standard Deviation
- Graphing of these Variables

✓ Imagine that today is October 3rd. You have a midterm exam scheduled for October 17th, which will cover six chapters (see Review, left). Use the October monthly calendar (next page) combined with the Review to plan out your study schedule. You can write out the items that you plan to study/review each day directly into the calendar (example: "Study Chapter 3-Bar Charts and Pie Charts and Numerical Data Display on October 12th") or list on a separate sheet of paper. Consider previously scheduled events, commitments, and assignments for other classes when you are planning out what you must cover in order to be prepared for test day. Keep in mind that you are also in school from 8:00a-3:00p Monday-Friday, even though these times are not written on your calendar.



October

Sunday	Monday	Tuesday	Wednesday	Thursday	Friday	Saturday
						1 Fall festival 12-2 PM Choir Performance 7-9 PM
2	3 Biology assignment #2 due	4	5 US Government online quiz due Soccer practice: 3:30-5 PM	6	7 Soccer practice: 3:30-5 PM	8 Soccer game 10 AM-12 PM
9	10 Group Project meeting for Spanish-4 PM	11 Journal club meeting 3:30-4:30 PM	12 Soccer practice: 3:30-5 PM	13 Algebra assignment #3 due/in-class quiz	14 Soccer practice: 3:30-5 PM	15
16	17 Statistics midterm exam!	18 Group presentation for Spanish class	19 Soccer practice: 3:30-5 PM	20 US Government-paper due!	21 Soccer game: 5-7 PM	22 Homecoming dance! 7-10 PM




Midterm Progress Report - Physics I

<u>Due:</u>	<u>Category:</u>	<u>Pts earned:</u>	<u>Max Pts:</u>	<u>Percent:</u>
9/5	Assignment	15	20	75.0%
9/8	Presentation	24	30	80.0%
9/15	Quiz	46	50	92.0%
9/19	Assignment	18	20	90.0%
9/29	Test	88	100	88.0%
9/30	Presentation	42	50	84.0%
10/1	Assignment	0	20	Missing
10/3	Assignment	12	20	60.0%
10/13	Quiz	40	50	80.0%
10/18	Project	48	50	96.0%
10/21	Test	93	100	93.0%

Total points: 426/510


Current grade: 83.5%

- ✓ You received your midterm progress report for your Physics class and are concerned about a few of the grades. You believe that you had turned in the assignment marked as “missing” and had received a better grade on the assignments from 9/5 and 10/3. You want to talk to your teacher/professor about your performance and the missing assignment. Practice drafting an email to your teacher/professor as well as speaking to them regarding these concerns.



Answer Key

- College Applications:
 - -Ordering applications based on deadline due dates: 1) Virginia Institute University 2)Iowa University 3) University of Michigan 4) Northwestern Institute 5) Illinois University 6) Moss Regional University
 - 4/6 schools require a letter of recommendation
 - 4/6 schools require an essay
 - Cost: \$415 and therefore goes over budget by \$115
 - Create one document with a password you know well which includes passwords and all other pertinent information for various online applications in one place
- Handling Missing Assignments: Answers will vary based on whether the patient prioritizes value of points or the due dates, but must order reviews prior to corresponding tests.
- Study & Take a Quiz: Quiz Answers: 1. Oculomotor nerve 2. Sensory 3. Mastication 4. Cranial nerve II, Optic Nerve 5. Trigeminal nerve, V 6. Trochlear nerve, IV



References for Use in Creating Student Needs Packet

Britannica, T. Editors of Encyclopedia (2021, November 11). *Galveston hurricane of 1900*. *Encyclopedia Britannica*.

<https://www.britannica.com/event/Galveston-hurricane-of-1900>

Hinduja, S. & Patchin, J.W. (2018). *Smart social networking: Fifteen tips for teens*. Cyberbullying Research Center.


<https://cyberbullying.org/smart-social-networking#>

Patel, A.K., Reddy, V., & Araujo, J.F. (2022). Physiology, sleep stages. StatPearls Publishing LLC. <https://www.ncbi.nlm.nih.gov/books/NBK526132/>

Peck, R., Olsen, C., & Devore, J. (2008). *Introduction to statistics and data analysis*. [eBook edition]. Thomson Brooks/Cole.

<https://www.spps.org/cms/lib/MN01910242/Centricity/Domain/859/Statistics%20Textbook.pdf>

Ruhl, C. (2020, July 9). *Stages of sleep: REM and Non-REM sleep cycles*. Simply Psychology. <https://www.simplypsychology.org/sleep-stages.html>



Plain Language Copyright Info:

You May:

- ✓ Use the Activity Studio content as much as you want with as many clients that you treat.
- ✓ Print or photocopy activity slides to use for clinical needs.
- ✓ Print, copy, or email individual slides to clients for home program assignments.

You May Not:

- ✓ Share content with other professional groups or SLP colleagues.
- ✓ Make copies to avoid membership fee.

Thank you for supporting a small business.

Copyright © Honeycomb Speech Therapy. All rights reserved. Individuals who actively subscribe to the Activity Studio may photocopy any portion for use with clients in a therapeutic setting. However, no part of this publication may be reproduced or copied to share with another professional colleague or group of professionals, in order to protect the work of the author. Exceptions may be approved with written permission by the author. No commercial use permitted by copyright law.

Thank you to Shay Kerbey, MS, CCC-SLP, Shaykerbey@gmail.com, who collaborated on these materials.